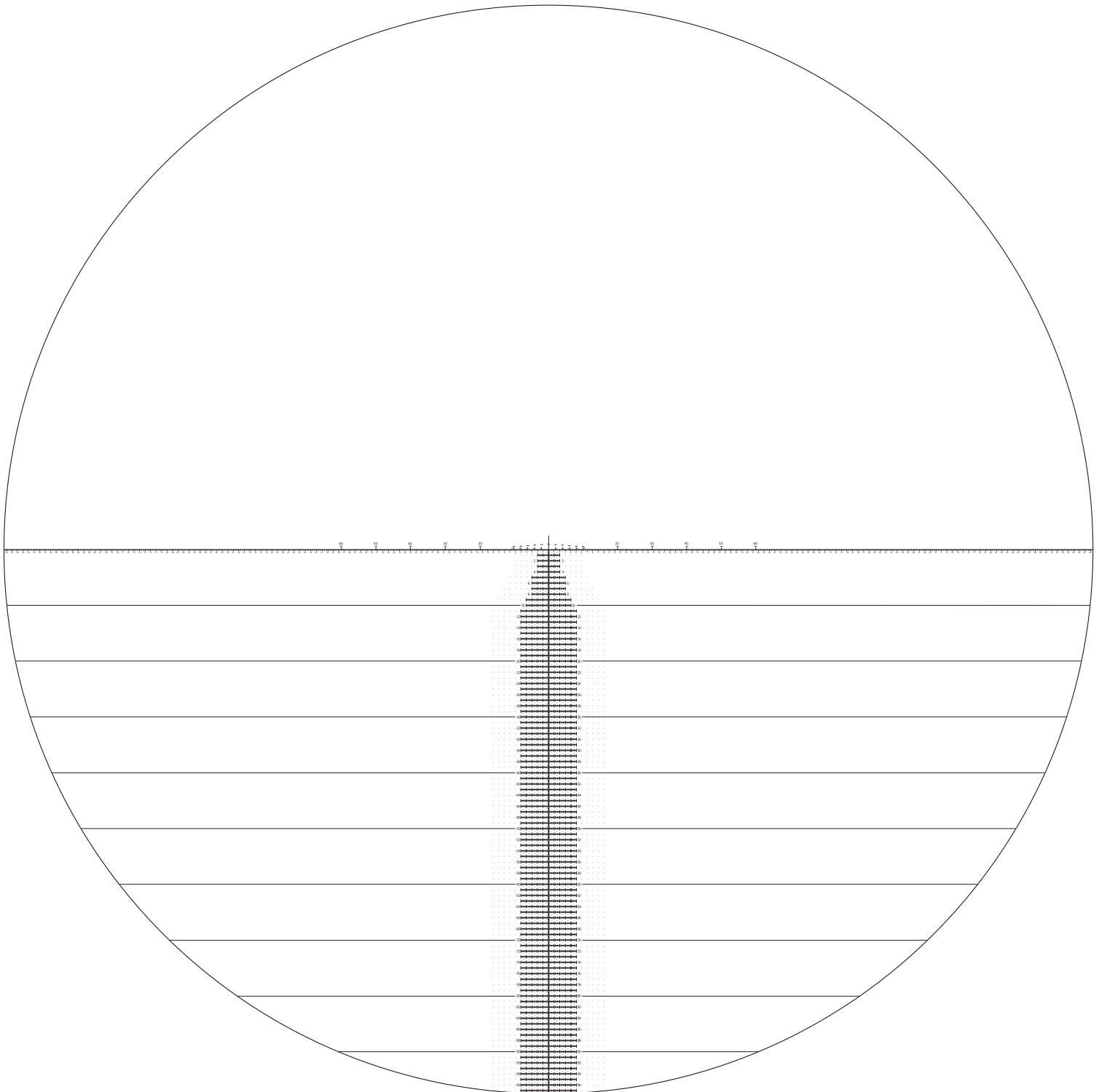


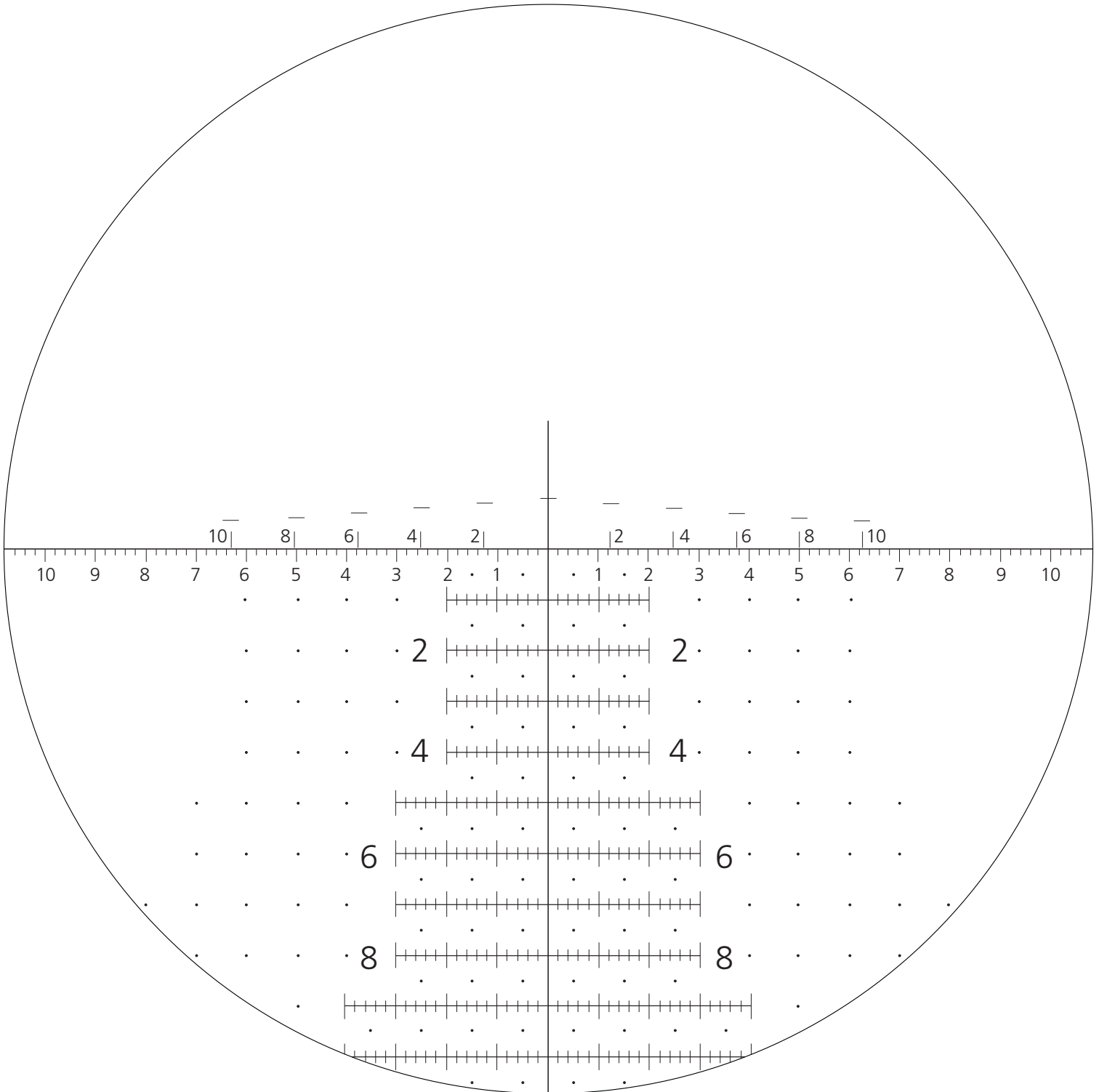


Horus Vision, P.O. Box 616, Lewiston ID 83501 □ 866-568-2926 □ www.HorusVision.com
Copyright 2017 Horus Vision. All rights reserved. Written consent of Horus Vision required to copy or use any of the material in this document.

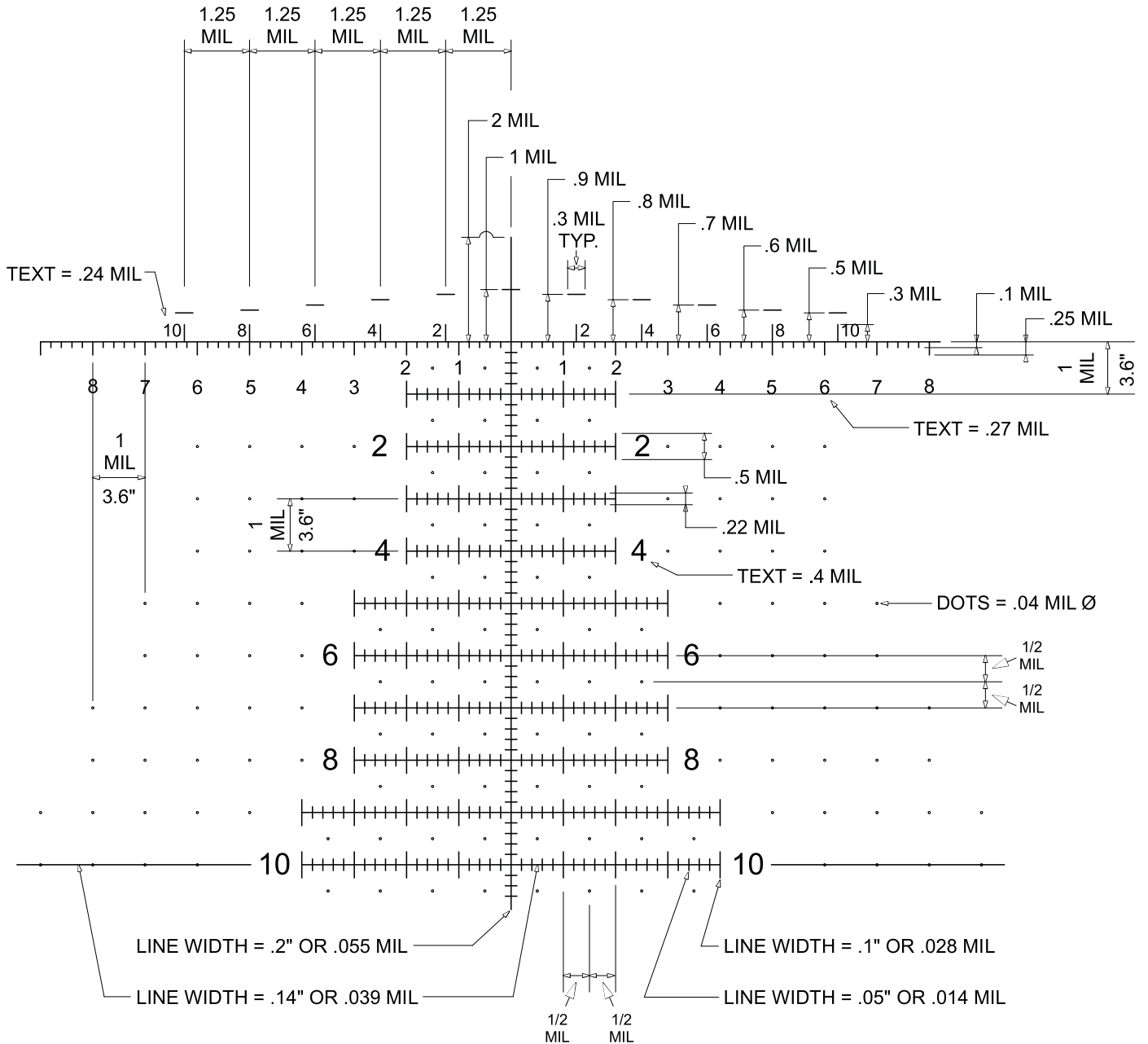
LOW MAGNIFICATION VIEW




HIGH MAGNIFICATION VIEW



SPECIFICATIONS



ILLUMINATION PATTERN





KEY FEATURES

- For speed shooting out to 600 meters using our patented speed shooting features on the Horus reticle.
- Moving target holds for shots located on the main horizontal crosshair.
- Holdover dots to extend wind and elevation hold points beyond the Horus™ Grid while maintaining a clear uncluttered view.
- The Horus Grid lets you visually place the target on the appropriate horizontal and vertical grid lines to correct for elevation and windage visually without turning knobs or counting clicks.
- Secondary horizontal lines allow precise elevation holds. The standard spacing between the secondary horizontal lines is exactly 1 mil.
- To compensate for wind, drift, speed of target, etc.: each secondary horizontal stadia line is calibrated with “large hash marks” spaced exactly 1 mil apart; between each of the large hash marks, there are smaller evenly spaced hash marks that are exactly 0.2 mils apart.
- The Horus reticle is the only reticle that facilitates the rifleman to make an accurate Second Shot Correction™ should he fail to dispatch the target with his first round. For details, see our Tactical Manual.
- The H58 reticle offers illumination for twilight and lowlight conditions.

KEY FACTS

- Speed Shooting range: from 0 to 600 meters.
- Horus Grid range: from 0 to extreme long range.
- Mil based / metric range finding accurate to within 0.2 mil.
- Central targeting grid calibrated in USMC mils (6283 mils/circle) (1 mil = 3.60 inches at 100 yards) (10cm at 100 meters).
- Precise calibration of measurements to within less than 0.5%.