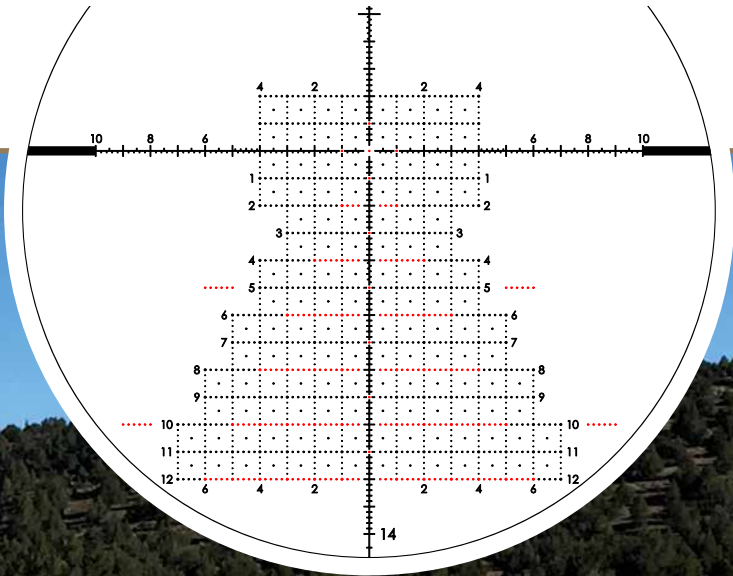


SCHMIDT  BENDER

NEW **GR²ID** THE **RETICLE**



**RANGE
OPEN**

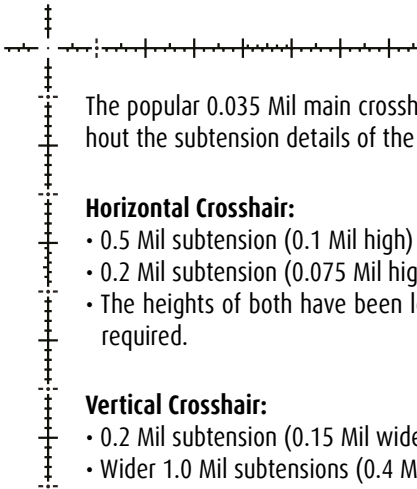
DESIGNED FOR PRACTICAL PRECISION RIFLE COMPETITION SHOOTERS

The GR²ID reticle has been designed in collaboration with international Precision Rifle Competitors, where focus has been on providing as much information to the competitor as possible, while reducing perceived clutter to a minimum.

The design is a culmination of the balance of wide focus (awareness and clarity) and tight focus (detail and information).

The GR²ID reticle features 4 distinct areas of design; the Base Reticle, the Ballistic Grid, the Hold Over/Under Grid and the Illumination Tree.

BASE RETICLE BUILDS ON THE P4FEIN



The popular 0.035 Mil main crosshair line thickness of the p4Fein has been retained throughout the subtension details of the GR²ID reticle.

Horizontal Crosshair:

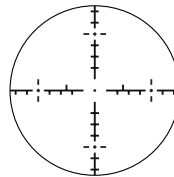
- 0.5 Mil subtension (0.1 Mil high) above the crosshair, for fast acquisition.
- 0.2 Mil subtension (0.075 Mil high) below the crosshair for more accurate wind hold offs.
- The heights of both have been left low and unobtrusive, but still provide the detail when required.

Vertical Crosshair:

- 0.2 Mil subtension (0.15 Mil wide) down to 14 Mil, allowing for more accurate hold-overs.
- Wider 1.0 Mil subtensions (0.4 Mil wide) for fast acquisition.

Independent Central Dot:

- 0.05 Mil central dot.
- 5mm at 100m.
- 0.2 Mil gap on either side for measured wind hold off.



Range Estimating Subtension:

- 0.1 Mil Subtension added between 4 & 5 Mil on both vertical and horizontal crosshairs.

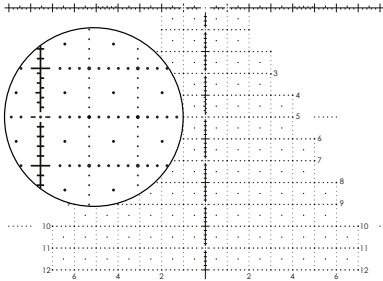


The vertical crosshair extends past 14 Mil in 0.5 Mil subtension to 30 Mil.

CAREFULLY BALANCED BALLISTIC GRID

The GR²ID ballistic grid is designed to provide the required information to quickly determine elevation and windage (sharp focus), but yet still remain 'light', 'uncluttered' and easy to see 'through' (wide focus).

Ballistic Grid Features:



- The horizontal dot pattern of the grid, features 0.06 Mil dots every 0.2 Mil and larger 0.08 Mil dots at the 1 Mil markers to aid in line identification.
- The vertical dot pattern of the grid is made up of 0.04 Mil dots, which are unobtrusive, yet easily distinguishable under tight focus for more precise vertical hold over.
- Elevation numbers are provided in 1 Mil increments on both sides of the grid to reduce time in searching for holdover references.
- Indicator lines have been added on the outside of the grid at 5 Mil and 10 Mil to further provide acquisition markers for quick identification of major holdover references.
- The Ballistic Grid pattern has been designed to cover the ballistics of a 308 175gn @ 2580fps in a full value 25 mph crosswind out to 900m. More efficient calibers such as 6.5mms or 6mms extend the usefulness of the grid out past 1,100m.

HOLD OVER/UNDER - FASTER STAGE TIMES

The Hold Over / Under Grid is a new addition to reticle design. This came about from a need of Practical Precision Rifle Competitors wanting to dial out the elevation and windage of a mid ranged target in order to then use the reticle to either hold over or under in engaging multiple targets in a stage.

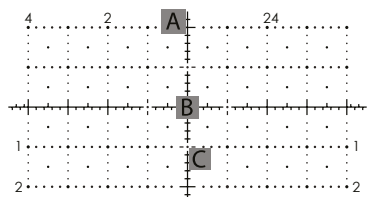
Less to dial, Less to remember = Faster stage times.

Practical Precision Rifle Stage Example:

Targets A, B & C must be engaged from Near to Far and then Far to Near:

Target	Range	Size	Elevation	Windage
A	425m	30cm	-2.37 Mil	0.73 Mil R
B	625m	30cm	-4.49 Mil	1.14 Mil R
C	730m	40cm	-5.79 Mil	1.38 Mil R

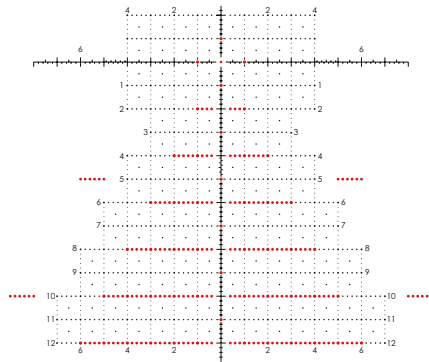
By dialing 4.5 Mil of elevation and 1.1 Mil Right of windage, target B is centered in the crosshairs, as per:



The result is; an extremely fast, and simple system. A competitor merely needs to remember the elevations of A and C, hold right edge on target A, centre on target B, and left edge on target C. As time is a major factor in Practical Precision Rifle stages, the Hold Over / Under reticle increases the amount of time available to focus on other aspects like wind indicators, and fundamentals.

ILLUMINATED TREE - QUICK ACQUISITION

Practical Precision Rifle Matches take place during daylight hours, making illumination largely redundant. An opportunity arose to use differing colours (black / red) to separate information within the reticle to provide more feedback without further clutter.



The illumination features 2 areas of application:

1. The diamond constellation of illuminated dots around the central dot at the top of the illuminated tree highlights the location of the centre of the reticle in peripheral vision and aids in bearing the crosshairs onto target while continuing to focus on the target.
2. The illuminated tree pattern has been designed for fast acquisition of Mil hold over points within the grid pattern in 3 sub-designs.
 - Every odd numbered vertical Mil subtension line has been replaced with a 0.06 Mil illuminated dot.
 - At every even numbered Mil reference line the horizontal dots in the line are illuminated at ever increasing widths to create a tree based pattern. This aids in faster acquisition of required hold values, and additionally acts as a tree to indicate the location of the centre of the reticle.
 - The 5 Mil and 10 Mil indicator lines are illuminated for further reference points.

This reticle is available in the top seller 5-25x56 PM II as a first focal plane reticle.
In the near future also available in other models.

For more information please visit our website: www.schmidt-bender.com

Schmidt & Bender (UK) Ltd. | Ground Floor, Unit 8, The Glenmore Centre, Moat Way
TN24 0TL Sevington, Ashford, Kent | United Kingdom