

SCHMIDT  BENDER

THE NEW 10-60x56



COMPETITION

10-60x56

NEW

MAXIMUM MAGNIFICATION NEWLY DEFINED

The new riflescope for all who value maximum precision and accuracy. Whether Bench Rest, F-Class, Long Range or Extreme Long Range, the new 10-60x56 is especially developed for competition shooting.

The 10-60x56 is the latest development of our 6x zoom optics designs and impresses with powerful features: The large field of view, together with the generous exit pupil, allows comfortable target acquisition and sets a new benchmark. The 56 mm objective lens diameter with a light transmission of over 90 % provides a clear, bright and high contrast image even at extreme magnification. The "LPI" enables the use of 11 step illumination and the 20 m to infinity parallax adjustment with one simple handgrip. The riflescope is equipped with a new mrad-based M1FL competition reticle in first focal plane.

With a main tube diameter of 34 mm, the 10-60x56 achieves an elevation adjustment range of over 23 mrad. Click values of 0.1 mrad are possible with the Double Turn II+ elevation turret and 0.05 mrad with the Multi Turn II.

Thanks to the use of high-performance aluminum and the special design, this product also ensures the usual Schmidt & Bender stability and allows the riflescope to be used from -40 °C to +61 °C. Despite the solid construction and its superior optical quality, the weight of the 10-60x56 is less than 1000 g.

MOA shooters take note: Soon, the 10-60x56 will be offered with a second focal plane MOA-based reticle and corresponding turret configurations with click values of 1/4 or 1/8 MOA. So stay tuned.

FEATURES

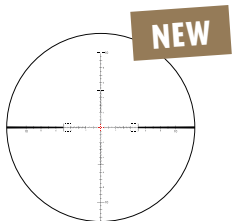
6 ZOOM	34 MM MITTELROHR-Ø	NEW LPI LEUCHT-PARALLAXE- INTEGRIERT	20m-∞ PARALLAXE	DT DOUBLE TURN	ST SINGLE TURN	MTC MORE TACTILE CLICKS
ZC ZERO CLICK	LT LOCKING TURRET	TL THROW LEVER KOMPATIBEL	3m WASSERDICHT	-40 °C	MT MULTI TURN	SZC SUB-ZERO CLICKS

NEW FEATURES

1. „LPI“(Leucht-Parallaxe Integriert = Illumination Parallax Integrated)
2. M1FL reticle

RETICLES

First Focal Plane



M1FL



TURRET CONFIGURATIONS



“LPI”

LEUCHT-PARALLAXE INTEGRIERT = ILLUMINATION PARALLAX INTEGRATED

The new 10-60x56 features the new “LPI” function – “LPI” means „Illumination Parallax Integrated“. This new and very easily operable illumination control is integrated into the parallax adjustment and allows a better mounting solution. It also enables a better left handed use.

with “off” positions between each step. This allows more contrast on dark targets.

The bigger knob which is next to the tube operates the very precise side focus/parallax adjustment. It begins at close distances at 20 m and goes up to infinity.

Although being very compact the illumination and the parallax adjustment show the familiar features: on the outer side the smaller and easy to operate illumination knob has 11 functional steps

Both knobs are clearly distinguished by size and rippling while the engravings of each turret can be read or adjusted while in shooting position – also with gloves.



NEW M1FL RETICLE (FFP)

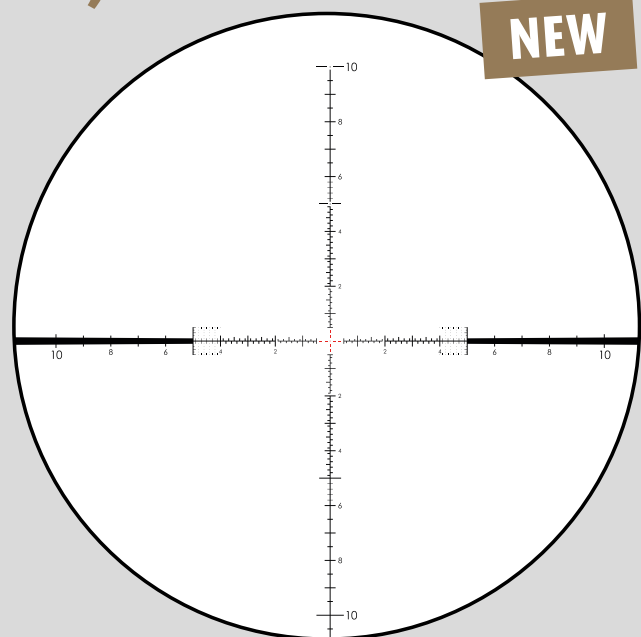
THE LATEST GENERATION OF MATCH RETICLES

The M1FL is the latest development for shooting sports based on our well-known LRR-MIL reticle. Our goal was to design a fine mrad reticle in first focal plane, optimized for highest precision disciplines as well as for extreme long range shooting.

Like the LRR-MIL, the M1FL has an interrupted center cross that can be illuminated. It features a fine, free-floating center dot with a coverage of just 0.32 cm at 100 m for precise shot placement and is surrounded by an interrupted center cross with 0.1 mrad gaps and dashes.

Up to the 5 mrad mark, the reticle is graduated in 0.1 mrad subtensions and can be used for holding and measuring over the entire range. For faster orientation, even graduation marks are made downward or to the right and uneven ones correspondingly upward or to the left. From the center, the markings are more clearly highlighted from the 2 mrad mark onwards so that they can be easily noticed even at lower magnifications.

On the horizontal axis, the markings before the 5 mrad mark make it easier to measure oval or round targets. On the vertical axis, the bars are divided into 0.5 mrad subtensions after the 5 mrad mark. On both axes, all 2 mrad marks are additionally numbered up to the 10 mrad mark.



The upper area of the M1FL reticle shows no markings in order to support target and impact identification. The vertical bar extends to the 10 mrad mark and also has a free-floating dot at each of the 5 and 10 mrad marks to allow zeroing above the vertical bar as it is especially common in Extreme Long Range shooting. On the horizontal axis, solid bold conical-shaped bars guide the eye toward the center especially at low magnifications.

STAY UP TO DATE


SUBSCRIBE TO OUR NEWSLETTER




schmidtundbender.de/en/newsletter-language




FOLLOW US



 on Facebook

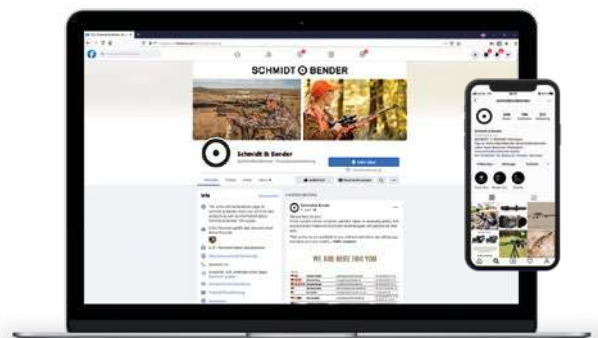


 on Instagram



 on YouTube

[/schmidtandbender](https://www.instagram.com/schmidtandbender)



SCHMIDT BENDER